

Janajyoti Multiple Campus

Lalbandi, Sarlahi

(Estd. 2057 BS)

**Accredited by University Grants Commission (UGC), Nepal,
(2022)**



Annual Report 2082

F/Y 2081/082 B.S.

Published Date: 6th Mangsir, 2082

Ph: + 977-046-501550/501436, 9854043333

e-mail: jmc.lalbandi@gmail.com, info@jjmc.edu.np

website: www.jjmc.edu.np

Janajyoti Multiple Campus

Lalbandi, Sarlahi

(Estd. 2057 BS)

**Accredited by University Grants Commission (UGC), Nepal,
(2022)**

Annual Report 2082

F/Y 2081/082 B.S.

Published Date: 6th Mangsir, 2082



**Janajyoti Multiple Campus
Lalbandi, Sarlahi**

Ph: + 977-046-501550/501436, 9854043333

e-mail: jmc.lalbandi@gmail.com, info@jjmc.edu.np

website: www.jjmc.edu.np

Report Preparation Team

1. Birendra Chaudhary
2. Shiva Hari Nepal
3. Narad Bahadur Dhami
4. Babu Ram Dahal
5. Sushant Ghimire
6. Ganesh Bahadur Karki

Date of report endorsement by Campus Management Committee:

5th Mangsir, 2082

Contents	Page No.
Report Preparation Team.....	iii
Exececutive Summary	v
1. Background	1
2. Vision, Mission, Goals and Objectives.....	2
3.Academic Progress	3
4. Programs	9
5. Educational Pedagogy	10
7. Physical Progress	11
8. Educational Aids.....	12
9. Financial Progress	13
10. Audit Observations / Issues and Steps Taken to Mitigate the Issues Raised by Audit Observations in the Last Fiscal Year	15
11. Social Progress	16
12. Issues and Challenges.....	17
13.Projected Budget F.Y.2082/083	19
14. Projected Annual Work Plan (as per the Strategic Plan).....	20
15. Determinations of Financial Goals.....	22
16. Name list of Campus Management Committee (CMC).....	31
18. Name list of Free Student Union	33

Executive Summary

Janajoyti Multiple Campus, a community campus situated in Lalbandi 9 Sarlahi, Madhesh Province, was established in 2057 BS, by the efforts of social workers, academicians and the community. It is exclusively a service oriented community campus run in rural area mostly inhabited by farmers, aborigines and tribes. The Campus does not have any alternative source except the students' fees though Lalbandi Municipality has donated for campus buses and has been annually offering some fixed amount of money to it. In these sorts of unfavorable situations of the campus, UGC's grants in different times have worked a lot in strengthening the infrastructures of the campus. We are very much obliged to UGC for its assistance and are thankful for being accredited with certification by UGC Nepal in 2022.

The Annual Report -2082 includes the academic, economic and physical progress for quality. We are committed to lead the campus for excellence in teaching, learning and research. The Annual Report has been prepared thoroughly analyzing its historical background, present day needs and problems in order to increase the access of the disadvantaged class to higher education, minimize gender discriminations and provide quality education. The report reflects the mirror of the past, the reality of the present and destination of the future. We are confident of the fact that it will help to lead the programs of this campus ahead in a planned way.

The members of the task group who helped directly in preparing this report deserve lots of thanks. Their sincerity, untiring efforts and devotion has brought this plan in this form. Our sincere thanks go to CMC members, lecturers and office assistants of their respective fields. We express our thankfulness to the members, stakeholders' forum taking them in our high esteem.

In order to enhance the progress of the campus there must be active interactions between teachers and students and their parents are conducted periodically. Interactions between teachers and students and their parents bring a harmonious relation among them to create congenial teaching learning environment in the campus. According to the need of era, teachers are provided basic IT trainings and IT devices for IT supported teaching learning activities. The classrooms have been facilitated with IT tools. IQAC, ECA sub-committee, EMIS, Placement Cell, PIC, SQC are active in establishing institutional system and quality. These efforts are expected to facilitate in teaching learning activities. Teachers are encouraged for research and JJMC published **ISSN : 2961-1563(Print), 3102-0275(online print) A Peer Reviewed Open Access Multidisciplinary Journal DOI 'JANAJYOTI JOURNAL- VOL-III, 2025'(2082)** in print and online including research based blind peer-reviewed articles by the support of scholars and RMC. We also expect valuable suggestion from the members of the Campus Assembly, civic society, political parties, local government, academicians, and along with all concerned who have helped this campus by heart and soul to bring it to the present condition and for the successful execution of its plan. At the same time, we are optimistic about receiving more cooperation of UGC as well as other concerned agencies in the plans and their successful execution

Campus Chief
JJMC

1. Background

Janajyoti Multiple Campus situated at Lalbandi, in Sarlahi, Madhesh Province, was established on 6th Mangsir, 2057 with 116 students under the affiliation of TU appointing two fulltime and four part time teachers, and one office assistant and a peon. Lalbandi is suburb which is facilitated with modern prerequisites of transportation, communication, health education and other several facilities. The locals of this community seem to be committed to community education to respond to the challenges of improving education in local and national level. They have firm belief that individuals enhance their lives and communities through community education which provides opportunities for learning and collaboration among the citizens to face the challenges of their society.

In the earlier days of its establishment, the academic assembly members, stakeholders and other community members donated money to purchase the land and build the basic infrastructure to conduct the classes in its own building since 2060 BS. As per the plan, BBS classes were commenced on 2060 and B.Ed. one year in 2060. Likewise, BA 3 year in 2064, MEd in Nepali in 2065, MEd in Population Education and EPM in 2066 were commenced. To meet the demand of modern technical education, BICTE was introduced in 2069 BS. It got the affiliation for MBS in 2070. At present, this campus is running six programs under three streams: Education, Management and Humanities. It has been running BEd 4 year, BBS 4 year and BA 4 year, BEd one year, BICTE, MEd in Education and MBS in Management. The aforementioned courses and classes are being conducted smoothly facing ups and downs and challenges. JJMC has also proposed for BBA and BA BSW programs under TU. There are 23 teaching staff, 6 administrative staff and 8 helping staff to provide the required help for all enrolled 1542 students.

By the support of donors (Academic Assembly Members) and resources, the Campus has been able to own 1-0-0 land area of land on which an H-shaped three-storey building has been constructed. By the grants of UGC, the second floor of the Campus is constructed. It holds library with two restrooms for boys and girls and e-library. Likewise, the construction of meeting hall and parking shed and the upgrading of Volleyball court, TT court, Basketball court and Canteen are completed under the second phase of HERP. The grants from donors certainly encouraged our confidence in providing excellent quality education.

JJMC is a leading community campus, in the mid-Terai and is dedicated for quality education. This confidence is reflected on our slogan-“Affordable Quality Education, Our Dedication” and our products are spread over the local markets and national markets. We have also realized that constant monitoring, evaluation and vigilance must be internalized for sustainable excellence and quality of our programs and services. JJMC has also endeavoured for wider physical, academic, economic reforms for quality education. JJMC also participated and was selected by UGC for NEHEP. It has been accredited with certification by UGC Nepal in 2022.

2. Vision, Mission, Goals and Objectives

Vision

To be a premier, innovative, research based educational hub.

Mission

To offer technical, affordable and quality educational programs that respond to the contemporary needs through excellence in education and research.

Goals

- To produce, advanced, skilled and qualified graduates as well as to promote the activities of self-employment and entrepreneurship.
- To establish as one of the leading academic institutions in the mid-terai region.
- To create and strengthen innovative, techno-friendly and research based educational environments for academic excellence.
- To maintain financial sustainability.
- To contribute in maintaining inclusion and gender equality through empowerment of women, ethnic, minority and dalits.
- To prepare the students to actively contribute to the mitigation of climate change and global warming.

Objectives

1. To develop the quality of education increasing the pass percentage and reducing the drop-out rates.
2. To facilitate in running various programs for self-employment and entrepreneurship.
3. To establish more harmonious and stronger relationship between the campus and the stake-holders.
4. To make academic, administrative, economic and managerial functions more up-to-date and transparent.
5. To increase the educational quality of feeder schools and campuses.
6. To set up an educational research centre.
7. To promote technical and skill-based education according to the need and demand of modern era.

8. To make the campus self-dependent by increasing sources of income.
9. To develop physical facilities.
10. To enhance health and environmental awareness, and increase students' participation on waste management, plantation and sanitation to mitigate climate change.
11. To conduct the gender equality and women empowerment activities.
12. To amend the existing plans and policies.

Core Values and Norms

1. Service oriented academic institution.
2. Economic sustainability and transparency.
3. Abiding by the existing laws and rules of the country and the statute and code of conduct of this campus.
4. Personal and institutional responsibility and accountability.
5. Diversity of thoughts, culture and ethnicity.
6. Innovation and continuous improvement.
7. Student empowerment and success.
8. Creativity and intellectual freedom.
9. Civic involvement, collective effort and dedication to team work.

3.Academic Progress

JJMC aims to be a premier, innovative, research based educational hub, offering technical, affordable and quality educational programs that respond to the contemporary needs through excellence in education and research. JJMC has tried its best to appoint qualified, experienced teachers for effective teaching learning activities. It has endeavoured in preparing self-reliant, self-confident and self-disciplined students stressing value education, programs of social responsibility, counseling and career guidance, self-employment training and other extracurricular activities.

Two ways are followed in admitting new students. First, admission of the students who passed entrance exams designed and conducted by TU. These entrance tests are mostly adopted for semester based studies, MBS, MEd and BICTE. Second, the entrance test is conducted by the campus for BA, BBS, BEd level students. These practices have played major role in admission of merit based students and strengthening quality education.

The students enrolled for last three years are presented in tables below:

Enrolment Trend Analysis of the Last Three Years (Program Wise/Level Wise) Disaggregated by Female and Educationally Disadvantaged Students

Table No.1

Bachelors Degree Level

Details of the of BBS. Program Students: Last 3 Years																
Particulars	Year: 2079/080(2022/023)					Year: 2080/081(2023/024)					Year: 2081/082(2024/2025)					
	1 st year	2 nd year	3 rd year	4 th year	Total	1 st year	2 nd year	3 rd year	4 th year	Total	1 st year	2 nd year (old)	2 nd year (New)	3 rd year	4 th year	Total
Admitted to the program (No.of Enrolled)	208	162	141	134	645	262	174	126	112	674	251	193	184	133	101	862
Total Male	92	66	45	56	259	109	67	47	34	257	113	70	64	46	35	328
Total Female	116	96	96	78	386	153	107	79	78	417	138	123	120	87	66	534
Total Others	70	62	52	45	229	78	43	44	41	206	71	63	43	31	34	242
Male	24	21	13	14	72	34	17	13	11	75	30	25	11	8	7	81
Female	46	41	39	31	157	44	26	31	30	131	41	38	32	23	27	161
Total EDJ	71	37	36	47	191	68	45	29	25	167	68	38	50	36	24	216
Male	33	13	15	21	82	26	11	8	9	54	31	11	17	7	7	73
Female	38	24	21	26	109	42	34	21	16	113	37	27	33	29	17	143
Total Madhesi	57	58	50	36	201	107	72	50	43	272	105	86	86	57	41	375
Male	31	31	17	18	97	47	33	25	14	119	49	33	34	26	20	162
Female	26	27	33	18	104	60	39	25	29	153	56	53	52	31	21	213
Total Dalit	10	5	3	6	24	9	14	3	3	29	7	6	5	9	2	29
Male	4	1	0	3	8	2	6	1	0	9	3	1	2	5	1	12
Female	6	4	3	3	16	7	8	2	3	20	4	5	3	4	1	17
Details of the BED. Program Students: Last 3 Years																
Particulars	Year: 2079/080(2022/023)					Year: 2080/081(2023/024)					Year: 2081/082(2024/2025)					
	1 st year	2 nd year	3 rd year	4 th year	Total	1 st year	2 nd year	3 rd year	4 th year	Total	1 st year	2 nd year (Old)	2 nd year (New)	3 rd year	4 th year	Total
Admitted to the program (No.of Enrolled)	78	59	26	50	213	51	54	37	15	157	53	30	35	31	22	171
Total Male	23	10	7	8	48	12	14	5	7	38	19	3	9	6	2	39
Total Female	55	49	19	42	165	39	40	32	8	119	34	27	26	25	20	132
Total Others	23	10	8	14	55	10	14	6	5	35	18	3	11	8	3	43
Male	5	1	4	2	12	2	2	1	4	9	8	0	2	2	1	13
Female	18	9	4	12	43	8	12	5	1	26	10	3	9	6	2	30
Total EDJ	28	20	11	23	82	18	17	11	7	53	10	12	4	10	7	43
Male	9	2	1	4	16	5	6	0	1	12	3	2	1	2	0	8
Female	19	18	10	19	66	13	11	11	6	41	7	10	3	8	7	35
Total Madhesi	17	20	4	11	52	21	14	15	3	53	15	13	12	10	10	60
Male	6	3	2	2	13	5	3	1	2	11	5	1	3	1	1	11
Female	11	17	2	9	39	16	11	14	1	42	10	12	9	9	9	49
Total Dalit	10	9	3	2	24	2	9	5	0	16	10	2	8	3	2	25
Male	3	4	0	0	7	0	3	3	0	6	3	0	3	1	0	7
Female	7	5	3	2	17	2	6	2	0	10	7	2	5	2	2	18

Details of the last years of BICTE Program Students 2079/080(2023)

S.N.	Particulars	Semesters								TOTAL
		1 st	2 nd	3 rd	4 th	5 th	6 th	7 th	8 th	
1	Admitted to the program	15	14	16	16	12	16	16	6	111
	Total Male	13	12	6	6	7	14	14	5	77
	Total Female	2	2	10	10	5	2	2	1	34
	Total Others	8	7	4	4	8	3	3	1	38
	Male	7	6	2	2	4	3	3	0	27
	Female	1	1	2	2	4	0	0	1	11
	Total EDJ	4	4	2	2	1	8	8	3	32
	Male	3	3	2	2	0	6	6	3	25
	Female	1	1	0	0	1	2	2	0	7
	Total Madhesi	3	3	10	10	2	5	5	2	40
	Male	3	3	2	2	2	5	5	2	24
	Female	0	0	8	8	0	0	0	0	16
	Total Dalit	0	0	0	0	1	0	0	0	1
	Male	0	0	0	0	1	0	0	0	1
	Female	0	0	0	0	0	0	0	0	0

Details of the last years of BICTE Program Students 2080/081(2024)

S.N.	Particulars	Semesters								TOTAL
		1 st	2 nd	3 rd	4 th	5 th	6 th	7 th	8 th	
1	Admitted to the program	20	20	9	9	14	10	10	16	108
	Total Male	12	12	7	7	5	6	6	14	69
	Total Female	8	8	2	2	9	4	4	2	39
	Total Others	7	7	4	4	4	6	6	3	41
	Male	4	4	3	3	2	3	3	3	25
	Female	3	3	1	1	2	3	3	0	16
	Total EDJ	4	4	2	2	1	1	1	8	23
	Male	3	3	1	1	1	0	0	6	15
	Female	1	1	1	1	0	1	1	2	8
	Total Madhesi	8	8	3	3	9	2	2	5	40
	Male	4	4	3	3	2	2	2	5	25
	Female	4	4	0	0	7	0	0	0	15
	Total Dalit	1	1	0	0	0	1	1	0	4
	Male	1	1	0	0	0	1	1	0	4
	Female	0	0	0	0	0	0	0	0	0

Details of the last years of BICTE Program Students 2081/082 (2025)

S.N.	Particulars	Semesters								TOTAL
		1 st	2 nd	3 rd	4 th	5 th	6 th	7 th	8 th	
1	Admitted to the program	22	22	16	9	8	14	14	10	115
	Total Enroll	22	22	16	9	8	14	14	10	115
	Total Male	14	14	9	7	7	5	5	6	67
	Total Female	8	8	7	2	1	9	9	4	48
	Total Others	9	9	6	4	4	4	4	6	46
	Male	6	6	3	3	3	2	2	3	28
	Female	3	3	3	1	1	2	2	3	18
	Total EDJ	5	5	2	2	1	1	1	1	18
	Male	4	4	1	1	1	1	1	0	13
	Female	1	1	1	1	0	0	0	1	5
	Total Madhesi	6	6	7	3	3	9	9	2	45
	Male	2	2	4	3	3	2	2	2	20
	Female	4	4	3	0	0	7	7	0	25
	Total Dalit	2	2	1	0	0	0	0	1	6
	Male	2	2	1	0	0	0	0	1	6
	Female	0	0	0	0	0	0	0	0	0

Masters Degree Level

Details of MED. Program Students: Last 3 Years

Particulars	Year: 2079/080(2022/2023)					Year: 2080/081(2023/2024)					Year: 2081/082(2024/2025)				
	1st Sem	2nd Sem	3rd Sem	4th Sem	Total	1st Sem	2nd Sem	3rd Sem	4th Sem	Total	1st Sem	2nd Sem	3rd Sem	4th Sem	Total
Admitted to the program (No.of Enrolled)	35	31	9	8	83	16	17	30	29	92	15	13	16	14	58
Total Enroll	35	31	9	8	83	16	17	30	29	92	15	13	16	14	58
Total Male	19	17	1	0	37	6	6	16	15	43	10	9	6	5	30
Total Female	16	14	8	8	46	10	11	14	14	49	5	4	10	9	28
Total Others	19	16	5	5	45	7	7	14	14	42	8	6	7	7	28
Male	7	6	0	0	13	2	2	5	5	14	5	4	2	2	13
Female	12	10	5	5	32	5	5	9	9	28	3	2	5	5	15
Total EDJ	16	15	2	1	34	2	2	16	15	35	1	1	2	2	6
Male	12	11	1	0	24	1	1	11	10	23	0	0	1	1	2
Female	4	4	1	1	10	1	1	5	5	12	1	1	1	1	4
Total Madhesi	0	0	1	1	2	6	7	0	0	13	5	5	6	4	20
Male	0	0	0	0	0	3	3	0	0	6	4	4	3	2	13
Female	0	0	1	1	2	3	4	0	0	7	1	1	3	2	7
Total Dalit	0	0	1	1	2	1	1	0	0	2	1	1	1	1	4
Male	0	0	0	0	0	0	0	0	0	0	1	1	0	0	2
Female	0	0	1	1	2	1	1	0	0	2	0	0	1	1	2

Details of the MBS Students: Last 3 Years

Particulars	Year: 2079/080(2022/023)					Year: 2080/081(2023/024)					Year: 2081/082(2024/025)				
	1 st Sem	2 nd Sem	3 rd Sem	4 th Sem	Total	1 st Sem	2 nd Sem	3 rd Sem	4 th Sem	Total	1 st Sem	2 nd Sem	3 rd Sem	4 th Sem	Total
Admitted to the program (No.of	106	99	58	51	314	70	69	90	89	318	100	98	69	69	336
Total Male	57	49	27	23	156	38	38	45	44	165	40	38	38	38	154
Total Female	49	50	31	28	158	32	31	45	45	153	60	60	31	31	182
Total Others	68	64	43	40	215	37	36	58	57	188	65	65	36	36	202
Male	36	31	16	15	98	13	13	29	28	83	23	23	13	13	72
Female	32	33	27	25	117	24	23	29	29	105	42	42	23	23	130
Total EDJ	18	16	7	5	46	10	10	15	15	50	16	16	10	10	52
Male	9	7	4	3	23	6	6	7	7	26	8	8	6	6	28
Female	9	9	3	2	23	4	4	8	8	24	8	8	4	4	24
Total Madhesi	17	16	7	5	45	23	23	14	14	74	18	16	23	23	80
Male	10	9	6	4	29	19	19	7	7	52	9	7	19	19	54
Female	7	7	1	1	16	4	4	7	7	22	9	9	4	4	26
Total Dalit	3	3	1	1	8	0	0	3	3	6	1	1	0	0	2
Male	2	2	1	1	6	0	0	2	2	4	0	0	0	0	0
Female	1	1	0	0	2	0	0	1	1	2	1	1	0	0	2

The tables above show the enrollment of the students in different levels, programs and years i.e. in 2079/2080, 2080/2081, 2081/082 . The enrollment of the students in management faculty seems to be increasing, whereas the enrollment in education faculty is decreasing. There is significant participation of female students in each faculty. The enrollment trend of EDJ is increasing. Overall, the students' enrollment is in fluctuation. Likewise, the dropout rate of the students is between 10% to 27%.

Pass Rate Trend Analysis of the Last Three Years Program Wise/Level Wise

Table No.2

Bachelors Degree(BBS, BEd, BICTE and Masters Degree (MBS, MEd)

LAST THREE YEAR FINAL EXAM APPEAR AND FINAL EXAM RESULT																			
		2079/2080(080 TRIP)-2023						2080/2081(081 TRIP)-2024						2081/2082(082 TRIP)-2025					
		2079/2080						2080/2081						2081/2082					
		1st year/ 1st Semester						1st year/ 1st Semester						1st year/ 1st Semester					
Level	Program	Total	T.Pass	Fem.	EDJ*	Mad*	Dalit*	Total	T.Pass	Fem.	EDJ*	Mad*	Dalit*	Total	T.Pass	Fem.	EDJ*	Mad*	Dalit*
Bachelors	B.A	0	0	0	0	0	0	0	0	0	0	0	0	0	0	0	0	0	0
	B.B.S	170	23	15	7	12	1	190	28	18	4	13	0	184	22	16	2	7	1
	B.Ed.	54	2	2	1	0	0	30	2	1	1	0	0	35	17	14	1	9	1
	B.Ed. ICTE	14	1	1	0	0	0	20	17	10	3	7	1	22	21	8	8	7	1
Total		238	26	18	8	12	1	240	47	29	8	20	1	22	60	38	11	23	3
Master's	M.Ed.	31	5	1	0	4	0	17	0	0	0	0	0	15	8	2	1	2	0
	MBS	98	65	34	9	12	2	69	37	13	8	12	0	98	78	48	12	13	1
Total		129	70	35	9	16	2	86	37	13	8	12	0	113	86	50	13	15	1
G.Total		367	96	53	17	28	3	326	84	42	16	32	1	135	146	88	24	38	4

		2079/2080(080 TRIP)-2023						2080/2081(081 TRIP)-2024						2081/2082(082 TRIP)-2025					
		2079/2080						2080/2081						2081/2082					
		2nd year / 2nd Semester						2nd year / 2nd Semester						2nd year / 2nd Semester					
Level	Program	Total	T.Pass	Fem.	EDJ*	Mad*	Dalit*	Total	T.Pass	Fem.	EDJ*	Mad*	Dalit*	Total	T.Pass	Fem.	EDJ*	Mad*	Dalit*
Bachelors	B.A	0	0	0	0	0	0	0	0	0	0	0	0	0	0	0	0	0	0
	B.B.S	123	24	15	1	10	1	133	47	31	10	23	1	E.F.N.O.	E.F.N.O.	E.F.N.O.	E.F.N.O.	E.F.N.O.	E.F.N.O.
	B.Ed.	37	2	2	1	0	1	31	4	4	3	0	0	E.F.N.O.	E.F.N.O.	E.F.N.O.	E.F.N.O.	E.F.N.O.	E.F.N.O.
	B.Ed. ICTE	9	7	2	1	2	0	16	14	7	2	7	1	22	Not rpp	Not rpp	Not rpp	Not rpp	Not rpp
Total		169	33	19	3	12	2	180	65	42	15	30	2	22	0	0	0	0	0
Master's	M.Ed.	29	3	1	0	2	0	16	1	1	0	1	0	E.F.N.O.	E.F.N.O.	E.F.N.O.	E.F.N.O.	E.F.N.O.	E.F.N.O.
	MBS	99	83	42	14	15	3	68	49	22	11	12	0	E.F.N.O.	E.F.N.O.	E.F.N.O.	E.F.N.O.	E.F.N.O.	E.F.N.O.
Total		128	86	43	14	17	3	84	50	23	11	13	0	0	0	0	0	0	0
G.Total		297	119	62	17	29	5	264	115	65	26	43	2	22	0	0	0	0	0

		2079/2080(080 TRIP)-2023						2080/2081(081 TRIP)-2024						2081/2082(082 TRIP)-2025					
		2079/2080						2080/2081						2081/2082					
		3rd year/ 3rd Semester						3rd year/ 3rd Semester						3rd year/ 3rd Semester					
Level	Program	Total	T.Pass	Fem.	EDJ*	Mad*	Dalit*	Total	T.Pass	Fem.	EDJ*	Mad*	Dalit*	Total	T.Pass	Fem.	EDJ*	Mad*	Dalit*
Bachelors	B.A	0	0	0	0	0	0	0	0	0	0	0	0	0	0	0	0	0	0
	B.B.S	112	59	40	11	21	2	101	43	27	3	16	1	E.F.N.O.	E.F.N.O.	E.F.N.O.	E.F.N.O.	E.F.N.O.	E.F.N.O.
	B.Ed.	15	0	0	0	0	0	22	7	7	2	3	0	E.F.N.O.	E.F.N.O.	E.F.N.O.	E.F.N.O.	E.F.N.O.	E.F.N.O.
	B.Ed. ICTE	16	13	7	1	9	0	9	6	2	1	1	0	15	12	4	2	5	1
Total		143	72	47	12	30	2	132	56	36	6	20	1	15	12	4	2	5	1
Master's	M.Ed.	8	0	0	0	0	0	29	1	1	0	0	0	14	4	2	0	2	1
	MBS	51	46	25	4	5	0	89	82	42	14	15	3	68	62	27	11	20	0
Total		59	46	25	4	5	0	118	83	43	14	15	3	82	66	29	11	22	1
G.Total		202	118	72	16	35	2	250	139	79	20	35	4	97	78	33	13	27	2

		2079/2080(080 TRIP)-2023						2080/2081(081 TRIP)-2024						2081/2082(082 TRIP)-2025					
		2079/2080						2080/2081						2081/2082					
		4th year/ 4th Sem						4th year/ 4th Sem						4th year/ 4th Sem					
Level	Program	Total	T.Pass	Fem.	EDJ*	Mad*	Dalit*	Total	T.Pass	Fem.	EDJ*	Mad*	Dalit*	Total	T.Pass	Fem.	EDJ*	Mad*	Dalit*
Bachelors	BA	3	3	0	1	0	1	0	0	0	0	0	0	0	0	0	0	0	0
	B.B.S	122	31	16	12	8	1	103	88	65	20	33	3	E.F.N.O.	E.F.N.O.	E.F.N.O.	E.F.N.O.	E.F.N.O.	E.F.N.O.
	B.Ed.	41	6	5	1	2	0	10	6	4	3	1	0	E.F.N.O.	E.F.N.O.	E.F.N.O.	E.F.N.O.	E.F.N.O.	E.F.N.O.
	B.Ed. ICTE	14	13	4	0	3	1	8	2	1	0	1	0	8	2	0	0	0	0
Total		180	53	25	14	13	3	121	96	70	23	35	3	8	2	0	0	0	0
Master's	M.Ed.	8	6	6	2	0	0	24	5	3	1	1	0	E.F.N.O.	E.F.N.O.	E.F.N.O.	E.F.N.O.	E.F.N.O.	E.F.N.O.
	MBS	51	43	26	4	5	0	89	84	39	15	12	3	E.F.N.O.	E.F.N.O.	E.F.N.O.	E.F.N.O.	E.F.N.O.	E.F.N.O.
Total		59	49	32	6	5	0	113	89	42	16	13	0	0	0	0	0	0	0
G.Total		239	102	57	20	18	3	234	185	112	39	48	3	8	2	0	0	0	0

		2079/2080(080 TRIP)-2023						2080/2081(081 TRIP)-2024						2081/2082(082 TRIP)-2025					
		2079/2080						2080/2081						2081/2082					
		5th Semester						5th Semester						5th Semester					
Level	Program	Total	T.Pass	Fem.	EDJ*	Mad*	Dalit*	Total	T.Pass	Fem.	EDJ*	Mad*	Dalit*	Total	T.Pass	Fem.	EDJ*	Mad*	Dalit*
	B.Ed. ICTE	10	10	4	0	3	1	14	14	9	2	8	0	8	8	1	1	3	0
Total		10	10	4	0	3	1	14	14	9	2	8	0	8	8	1	1	3	0
		2079/2080(080 TRIP)-2023						2080/2081(081 TRIP)-2024						2081/2082(082 TRIP)-2025					
		2079/2080						2080/2081						2081/2082					
		6th Semester						6th Semester						6th Semester					
Level	Program	Total	T.Pass	Fem.	EDJ*	Mad*	Dalit*	Total	T.Pass	Fem.	EDJ*	Mad*	Dalit*	Total	T.Pass	Fem.	EDJ*	Mad*	Dalit*
	B.Ed. ICTE	16	14	2	6	5	0	10	7	3	0	2	0	14	12	6	1	8	0
Total		16	14	2	6	5	0	10	7	3	0	2	0	14	12	6	1	8	0
		2079/2080(080 TRIP)-2023						2080/2081(081 TRIP)-2024						2081/2082(082 TRIP)-2025					
		2079/2080						2080/2081						2081/2082					
		7th Sem						7th Semester						7th Semester					
Level	Program	Total	T.Pass	Fem.	EDJ*	Mad*	Dalit*	Total	T.Pass	Fem.	EDJ*	Mad*	Dalit*	Total	T.Pass	Fem.	EDJ*	Mad*	Dalit*
	B.Ed. ICTE	16	12	1	5	5	0	10	4	1	0	1	0	14	Not rpp	Not rpp	Not rpp	Not rpp	Not rpp
Total		16	12	1	5	5	0	10	4	1	0	1	0						
		2079/2080(080 TRIP)-2023						2080/2081(081 TRIP)-2024						2081/2082(082 TRIP)-2025					
		2079/2080						2080/2081						2081/2082					
		8th Sem						8th Sem						8th Sem					
Level	Program	Total	T.Pass	Fem.	EDJ*	Mad*	Dalit*	Total	T.Pass	Fem.	EDJ*	Mad*	Dalit*	Total	T.Pass	Fem.	EDJ*	Mad*	Dalit*
	B.Ed. ICTE	6	6	1	3	2	0	16	12	1	5	5	0	10	10	8	1	9	1
Total		6	6	1	3	2	0	16	12	1	5	5	0	10	10	8	1	9	1

Source: JJMC EMIS -2082

TOTAL=TOTAL FINAL EXAM APPEAR, T.PASS= TOTAL PASS IN FINAL EXAM., FEM. = FEMALE PASS, EDJ = Educational DisAdvanatage., Mad= Madeshi , Dalit = Dalit, .N.R.P.= Not Result Published, E.F.N.O. = Exam Form Not Open,

The above tables present the pass rate of the students in different academic years and levels, program wise. The pass percentage varies from 15% to 50% and in 2079/2080, 2080/2081, 2081/082 it varied from 25% to 65%. Likewise, the pass percentage of female students is about 62% among passed students and the percentage of EDJ* pass rate varies from 35% to 55%. Forms fill-up, exams and results of some batches has been affected and delayed. In aggregate the pass percent is 48%. It is hoped that due to the adoption of more effective innovative educational pedagogy and application of modern teaching method, the pass rate is to increase in upcoming academic year.

Graduate Trend Analysis of the Last Three Years Program Wise Table No 3.

Graduate / Post Graduate Pass out

		2079(2022)					2080(2023)					2081(2024)				
Level	Program	Total	Fem.	EDJ*	Mad*	Dalit*	Total	Fem.	EDJ*	Mad*	Dalit*	Total	Fem.	EDJ*	Mad*	Dalit*
Bachelors	B.A	1	1	0	0	0						0	0	0	0	0
	B.B.S	38	22	8	7	0	41	26	10	10	0	9	6	3	1	2
	B.Ed.	9	6	3	1	0	6	5	1	2		3	2	3	0	0
	BICTE	6	1	2	3	0	3	2	0	2	0	7	2	1	0	5
Total		54	30	13	11	0	50	33	11	14	0	19	8	7	1	7
Master's	MEd	1	0	0	1	0	6	5	0	4	1	3	0	1	0	1
	MBS	0	0	0	0	0	16	4	1	1	0	22	15	4	0	0
Total		1	0	0	1	0	22	9	1	5	1	25	15	5	0	1
G.Total		55	30	13	12	0	72	42	12	19	1	44	25	12	1	8

Source: JJMC EMIS -2082

*Some Graduate students being Transcript Process TU. (MBS, MEd & BBS, BEd BA & BICTE-23& 2024)

The table shows the graduate trend of JJMC level wise, program wise and different academic years. Some of the transcripts of the pass out students are still to be received which may increase the number of pass outs. It shows that the graduate rate among female student is 56.81% and EDJ* is 27.27% among the pass out. Despite the positive trend, more effective measures are being adopted for the increment in the rate and to minimize the fluctuation trend. The transcripts of some pass out students are still to be received for official record.

4. Programs

Following programs are being run in this campus:

Names of Running programs in JJMC

Faculties	Class	Date of Affiliation	Level	Programme
Education	B. Ed.	2057-08-06	Bachelor's	4 year
Management	B.B.S.	2060-04-20	Bachelor's	4 year
Education	B. Ed (1 year)	2060-05-30	Bachelor's	1 year
Humanities	B.A.	2064-05-19	Bachelor's	4 year
Education	M. Ed.	2065-10-09	Master's Degree	Semester
Education	BICTE	2069-08-28	Bachelor's	4 year /Semesters
Management	M.B.S.	2070-10-14	Master's Degree	Semester

5. Educational Pedagogy

JJMC has appointed qualified and experienced faculties through the selection procedures. The experienced faculties use interactive instructional techniques that engage students in critical thinking through interviews, discussion, debates, project work, report presentation and internship. The Campus has made provision of using ICT tools for enhancement in teaching learning process through electronic teaching aids and appliances. The faculties prepare integrated unit plans for effective teaching learning activities and follow the same throughout the academic year which is evaluated periodically in review meetings. Before final examination held by the concerned authority at the end of an academic session, the Campus makes the internal evaluation of the students through internal examination, unit tests, assignments, and practical work and class activities. The faculties' performance is evaluated on the basis of their classroom presentation, students' response and results of different examinations.

Teaching Pedagogy

Some of teaching methods adopted and applied can be divided into four types:

- a) Teacher Centered Method
- b) Learner Centered Method
- c) Content Focus Method
- d) Interactive Method

Teachers have also been using other methods like, lecture method, discussion method, case study method, group discussion and ICT assisted teaching learning activities as demand of subject matters and contents. Class tests, exams and assignments are some evaluation methods adopted.

6. Co-curricular/ Extra-curricular Activities

- Internal Assessment /Project work/ Formative Test
- Field Visit / Educational Tour/ Excursion
- Library with Internet access
- Audio-visual aids
- Computer Labs and ICT tools
- Reference books and Journals
- Extracurricular activities/ Co-curricular activities
- Essay Competition

- Poem Recitation
- Debate
- Eloquution / Oratory
- Quiz Context
- Dance Competition
- Games & Sports

These activities are being conducted periodically mentioning them in academic calendar and declaring ECA week annually. The best performers are awarded.

7. Physical Progress

Infrastructural Development

Buildings & Rooms :-

In Janajyoti Multiple Campus, there are 4 RCC Blocks: Block A for class rooms, Block B for Administration and a Library building, and Toilet, a hall for Store, a canteen, and an information and security room. The rooms in each building are given below:

Block No.	Ground Floor	1 st Floor (Room)	2 nd & 3 rd floor (Room)	Total (Room)
1. Class Block	12	12	17	41
2. Administrative Building	7	3	-	6
3. Library Bulding	1.Library 2.E-library 3.Reading Room	-	-	3
4	1 Hall for Store			
5	1 Multi-purpose Hall			
6	1 Information and Security Section			
7	1 Canteen			

The campus has an eye-catching four-storeyed building (Block A) which contains spacious classrooms for regular classes, three rooms of Heads of the Faculty/Departments, Offices of the assistant campus chief, smart classes, computer lab and attending room. The well-ventilated,

adequately furnished classrooms with the fans are good enough to conduct the teaching learning activities. Each classroom contains a white-board and a podium at front. The campus has three well-equipped computer labs with sufficient number of computers and the internet facilities. The needy students and faculties use the facility of projector, smart boards, internet and online service as per their need.

At the west side of the main building of campus, there is a three-storeyed building(Block B). The ground floor contains the campus chief's room, CMC office, and three other rooms for administration, exam and account. The first floor of this building contains RMC room, IQAC room, a meeting hall and a guest room. The top floor is separated for proposed new programs. The library is well-ventilated, spacious that contains the books, journals and many other reports, documents, and e-library section. The library remains open from 6:10 am to 10:30 am and 12:30 am to 5:00 pm, on working days.

8. Educational Aids

i) Educational Equipment (ICT, Lab Equipment etc) :

Computers- 87 Pcs

Projectors – 17 Pcs

Smarts Board-4 pcs

CC Camera - 27 pcs

e-attendance -4 Pcs

Printers and Photocopy Machines – 13 Pcs

ii) Books/ Journals /Reference Materials

Course Books -29438

Journals- 26

Reference Materials/books - 4678

iii) Furniture and Accessories:-

Desk-Bench - 476Sets

Chairs- 278Pcs

Tables & Tea Tables- 26Pcs

Cupboards - 34Pcs

iv) Other Amenities

a) Drinking Water:- In this campus, there is the arrangement of pipe connection of drinking water, three Hiltake tanks, two tube wells, two water filters and two Euro guards and two water heaters for drinking water. Purified water plant has been installed for drinking water.

b) Toilet facilities:-

There are 10 toilets in main building; six in administrative building; five close and urinals in boys' toilet; five close and five urinals in girls' toilets; two in library and one in Information Section .

c) Transportation Facilities:-

This campus is on Asian Highway and there is the facility of road upto the campus gate. It has purchased two college buses for students' conveyance in collaboration with Lalbandi Municipality.

d) Library and E-Library:-

There is a large size library in the campus which contains about 29438 books, reference materials/books 4678 and 26 journals. The students as well as teachers have been benefited with additional materials and books from different stationeries closely associated with this campus. There is e-library with TU e-resource access, with 10 computers for supporting students and teachers' teaching learning and researches.

9. Financial Progress

Fee Structure of Different Levels:

1. Master's Degree

S.N.	Particulars	Per Semester
1.	Admission Fee	9000
2.	Fee Per Semester	10000/9000
3.	Miscellaneous (According to course) Separate charges will be taken for Exam form, Character, Transfer, Thesis/Dissertation, Practicum etc.	

2. Bachelor's Degree

S.N.	Particulars	1 st Year	2 nd Year	3 rd Year	4 th Year	
1.	Admission Fee(Annual)	11600	9000	9000	9000	
2.	Monthly Fee	900/ Monthly	900/ Monthly	900/ Monthly	900/ Monthly	
3	Rs. 30,000 per Semester for B.Ed. ICTE					
4.	Miscellaneous (According to course) Separate charges will be taken for Exam form, Character Certificate, Transfer Certificate, Thesis, Practicum, Project work, Field work , Practical etc.					

Table No. 12

Analysis of Financial Resources / Income of the Last Three Years

2079/080		2080/081		2081/082	
Source of Income	Amount in Nrs.	Source of Income	Amount in Nrs.	Source of Income	Amount in Nrs.
Student Revenue /Fees	21,755,705.00	Student Revenue /Fees	22,480,815.00	Student Revenue /Fees	31,779,170.00
UGC Regular Grants	3,650,000.00	UGC Regular Grants	2,411,000.00	UGC Regular Grants	2,535,000.00
UGC Grants	1,000,000.00	UGC Grants	3,235,900.00	UGC Grants	150,000.00
Other Sources :		Other Sources :		Other Sources :	
Bank Interest	184,066.05	Bank Interest	150,933.14	Bank Interest	74,806.33
Donation	2,306,449.00	Donation	8,629,757.00	Donation	3,500,000.00
Others	5,345,390.25	Others	2,591,967.00	Others	988,337.13

Source: JJMC Audit Report -2081/082

Expenditures Analysis of the Last Three Years

Recurrent Expenses

2079/2080		2080/081		2081/082	
Particulars	Amount in Nrs.	Particulars	Amount in Nrs.	Particulars	Amount in Nrs.
Salary	18,207,126	Salary	20,609,496	Salary	20,181,847
Teaching Materials	198,977	Teaching Material	224,535	Teaching Material	264,636
Maintenance	150,534	Maintenance	543,660	Maintenance	126,913
Scholarship	426,600	Scholarship	390,600	Scholarship	399,980
Student Welfare	82,275	Student Welfare	145,055	Student Welfare	124,318
Others	8,425,766	Others	9,326,981	Others	10,903,282

Source: JJMC Audit Report -2081/082

Capital Expenditures

2079/2080		2080/081		2081/082	
Particulars	Amount in Nrs.	Particulars	Amount in Nrs.	Particulars	Amount in Nrs.
Land / Construction	186,990	Land / Construction	4,724,142	Land / Construction	703,723
Equipment's	111,828	Equipment's	295,321	Equipment's	711,214
Furniture	91,789	Furniture	681,863	Furniture	518,004
Books	833,179	Books	1,645,077	Books	303,012
others	1,223,786	others	1,248,539	others	41,350

Source: JJMC Audit Report -2081/082

The tables above represent the financial conditions of the campus in regard to its income and expenditure on various sectors. There seems some balance, and surplus and is being used for institutional welfare. The increment in number of payable students may help in achieving more balance.

10. Audit Observations / Issues and Steps Taken to Mitigate the Issues Raised by Audit Observations in the Last Fiscal Year

According to the Campus Statute, an Internal Auditing Committee has been formulated by Campus Assembly to maintain transparency in economic activities. The campus has developed a system of regular auditing from registered auditors through competition publishing notice for auditing. The auditor suggests different measures and steps to mitigate the issue raised and found during auditing the last fiscal year 2081/082.

The campus has developed the mechanism of keeping economic activities in computer. System has been developed to show stock in stores after the purchase of goods for official purposes establishing store and appointing storekeeper. The construction of different physical infrastructure and purchase of official goods, books etc. is made through bidding in local or national level from suppliers and construction forms.

Tax from faculties and staff is being deducted from the faculties on regular basis and deposited in internal revenue office, Nepal Government. The advance taken by the employees for the different purposes is finalized on time. The campus has also made the provision of social auditing from the stakeholders. The suggestion and recommendations provided by the auditors are seriously taken and corrected accordingly. Procurement Act issued by Nepal Government is strictly followed in purchase and bidding.

11. Social Progress

Campus's Involvements in Social Activities

The campus has been involved in various social activities like Environment Awareness Programmes, Blood Donation Program, Eye Checkup Camp, Food Festivals etc. It has been also involved in different activities with NGOs and Government, like earthquake mock-drill program. The Campus has also been involved in programs against the Domestic Violence and Child Labour in co-ordination with social organizations. Students are provided career counselling and self-employment, financial literacy orientation in collaboration with Lalbandi Udhog Banijya Sangha and financial organizations. Students are involved in Awareness Program against Drug Abuse and Traffic Awareness Program in support of Area Police Office Lalbandi and psycho-social counsellors. Students are also mobilized for extension and extra-curricular activities. Students Alumni Association is involved in various students support activities.

Society's Contributions for Campus

The Society has supported campus in formation of CMC following democratic way. The society members have become the academic members of the campus supporting it financially. They have also accepted the patronship of the campus. They timely visit the campus on different occasions and provide different suggestions and advices for the betterment of the campus. The guardians have also contributed providing fund- fixed deposit for "Scholarship Fund," - its interest is provided to the needy and talented students as scholarship annually.

Plan for Campus's Contribution to Society

The campus has supported society in various ways. It has shown initiation in various social welfare and awareness activities. It also provides the rooms to the society to organize the programs which support society and members. Different social activities like anchor training, public and teacher service examination preparation classes are also organized for the personality development. The sanitation and cleanliness programs are also run in co-ordination with society. The campus also encourages the students to be responsible to the society. The students have contributed to increase the nation's literacy rate by educating more and more people of their society to send their offspring to the college. Many students of the college are working in different sectors providing service to the community. Extension activities regarding financial literacy, environment, social justice, and technology are also conducted periodically mentioning them in the academic calendar.

Plan for Increased Involvement of Society in the Campus

The members of society are requested and encouraged for their visit to the campus for their invaluable suggestions. They are invited on the special occasion in the campus like annual day, interaction program and campus assembly. They are also felicitated and honoured on the occasions. They are also requested to accept the guardianship and patronship and being campus members to support it financially. Their involvement is sought in social auditing of the campus.

12. Issues and Challenges

Short Term

- 1) Though spacious library, we lack enough reference books.
- 2) It is a compulsion to admit the low quality students.
- 3) Difficulties in recruiting competent and experienced human resources.
- 4) Unable to provide computer education to all students.
- 5) Unable to appoint teachers according to ideal teachers-students' ratio.
- 6) Difficulty in making and executing annual academic programme due to irregularities in annual academic programme of TU and some unforeseen circumstances.
- 7) Difficulties in increasing the number of students due to the remarkable increase in the number of bachelor level campuses in its catchment areas.
- 8) Challenge in commencing market demand courses, like BBA, LLB, BSc, BSc CSIT.
- 9) Financial limitation to setup equipped research lab, research activities and journal publication.
- 10) In sufficient computers, audio visual aids and international linkage for E-library modernization.
- 11) Limitation in providing financial support and scholarship for all needy students.

Long Term

- 1) Insufficient and permanent source of income for making and developing required well equipped modern infrastructure and affording for operational expenditure.
- 2) Unable to invest in trainings, meetings, workshops and seminars for professional development of teachers and office assistants.
- 3) Unable to construct hostels and staff quarter.

- 4) Difficulty in starting and ending academic programmes on scheduled time because of irregularities and frequent changes in the academic policy, rules and regulations and programmes of T U.
- 5) Difficulties in recruiting qualified, competent, and experienced human resources due to their unwillingness to make their career in public campus.
- 6) Challenges in managing financial assistance for higher studies, field visit and independent research.
- 7) Infrastructural limitations lacking enough budget for development.

Mitigation Measures Taken to Address the Issues and Meet the Challenges

- a. System of Entrance exam to increase the enrollment of merit-based students.
- b. Adopted scholarship policy in order to increase the number of students.
- c. Good rapport and relationship among the management committee, teachers, administrative staffs and students through periodic meetings and interactions.
- d. Adopted the policy of increasing the number of patron members.
- e. Running internal exams periodically to measure the effect of teaching -learning activities.
- f. Teachers and staff are sent for seminar, workshop and training.

Plan for Addressing the Issues and Challenges

- a. Fundraising activities are planned through encouragement of society members to be academic members and patron of the campus.
- b. For hostel, staff quarter and infrastructure efforts have been taken to acquire the land area of 20 bigha.
- c. Proposals are forwarded for hostel buildings and conveyance to donor agencies.
- d. Programs of observation tours to higher education for teachers and staff have been purposed and planned.
- e. Project of construction of the hall in the land located in the north and east of the campus has been completed.
- f. Proposals to introduce technical and market driven subjects according to the demands of the students have been forwarded.
- g. Introducing new programs on the community and non-credited courses.

13. Projected Budget F.Y.2082/083



वि.वि. द्वारा सम्पन्न प्राप्त
जनज्योति बहुमुखी क्याम्पस
JANAJYOTI MULTIPLE CAMPUS
 Accredited by University Grants Commission (UGC), Nepal,
 लालबन्दी, सप्तरी (Lalabandi, Sarlahi)
 स्था. (Established) २००० A.D.)

आ.व. २०८२/२०८३ को अनुमानित आय-व्यय विवरण (Fiscal Year 2082/083-Projected Income and Expenditure)

सि.न.	आय	रकम रु.	सि.न.	व्यय	रकम रु.
१	विद्यार्थी शुल्क आम्दानी	३३,५९०,०००।००	१	तलव	२३,७५५,०००।००
२	लालबन्दी नगरपालीका	७,५००,०००।००	२	भत्ता खर्च	१९५,०००।००
३	लालबन्दी न.पा. बडा कार्यालयहरुबाट	१,५००,०००।००	३	दैनिक भ्रमण खर्च	३२५,०००।००
४	अभिभावक सदस्य शुल्क	५००,०००।००	४	परीक्षा तथा रजिष्ट्रेशन खर्च	३,८००,०००।००
५	विश्वविद्यालय अनुदान आयोग	१२,५००,०००।००	५	अभ्यास शिक्षण तथा प्रयोगात्मक परीक्षा	१,१००,०००।००
६	+2 अनुदान	४,५००,०००।००	६	आन्तरिक परीक्षा	३५०,०००।००
७	प्रदेश अनुदान	५,०००,०००।००	७	परीक्षा केन्द्र खर्च	१,७००,०००।००
८	बैंक व्याज	१५०,०००।००	८	सम्बन्धन तथा वि.वि. सेवा शुल्क	३,०००,०००।००
९	विविध	३००,०००।००	९	पुस्तक खरिद	१,०००,०००।००
			१०	निर्माण तथा भौतिक पूर्वाधार	१२,५५५,०००।००
			११	फर्निचर तथा सम्पत्ति समान	१,५००,०००।००
			१२	मसलन्द, छपाइ र फोटोकपी	३२५,०००।००
			१३	विद्यार्थी परिचयपत्र, टिसर्ट, टाई	७००,०००।००
			१४	शैक्षिक क्यालेण्डर र वार्षिक प्रतिवेदन छपाई	१५०,०००।००
			१५	टेलिफोन, विद्युत र इन्टरनेट, पानी	५३०,०००।००
			१६	अतिरिक्त क्रियाकलाप	२५०,०००।००
			१७	छात्रावृत्ति	७००,०००।००
			१८	कार्यालय सामग्री	२५५,०००।००
			१९	अतिथि सत्कार	१५५,०००।००
			२०	इनधन खर्च	१,५०,०००।००
			२१	स्वबयू खर्च	१४५,०००।००
			२२	शैक्षिक पूर्वाधार र आइटी सामग्री	९२५,०००।००
			२३	लेखापरिक्षण	७५,०००।००
			२४	मर्मत सम्भार	४५०,०००।००
			२५	ज्याला तथा सरसफाई	१५५,०००।००
			२६	पत्रपत्रिका तथा सूचना प्रचारप्रसार	१२५,०००।००
			२७	बस सर्विसिङ्ग	८९०,०००।००
			२८	UGC कार्यक्रम	९५०,०००।००
			२९	बस विमा र नविकरण	१७८,४००।००
			३०	अवलोकन भ्रमण खर्च	४५०,०००।००
			३१	चालक र सह चालक खर्च	१२५,०००।००
			३२	पुस्तकालय धरोटी फिर्ता	२५०,०००।००
			३३	कार्यशाला गोष्ठी	१,५२५,०००।००
			३४	RMC ,शोध अनुसन्धान र उच्च शिक्षा	२,६२९,६००।००
			३५	HEMIS खर्च	१,५००,०००।००
			३६	विस्तारित कार्यक्रम/ Non-Credit Course	३५५,०००।००
			३७	क्याम्पस सभा तथा वार्षिकत्सव खर्च	२००,०००।००
			३८	कार्यालय व्यवस्थापन खर्च	१७५,०००।००
			३९	विविध	२५०,०००।००
	जम्मा	६५,५४०,०००।००		जम्मा	६५,५४०,०००।००

(Signature)

(Signature)

(Signature)

14. Projected Annual Work Plan (as per the Strategic Plan)

Annual Work Plan

S. N	Programme	Target	Reconcilability	Time-period	Achievement	Measurement Index
1	Students enrollment and increase in pass percentage.	Increment by 30% annually.	Administration, PIC, Faculties, SQC, FSU.	According to schedule of T.U., Academic calendar and annual schedule.	Increment in the percentage of total enrollment and pass rate.	Percentage of Enrolled and Result.
2	Examinations and Evaluation	Pre-test; Evaluation of teaching-learning activities.	Exam committee, campus chief and Faculties, IQAC.	Time for exam	Feedback for teachers and students	Operational Calendar, Academic Calendar.
3	Construction, implementation, conservation and purchase of techno-friendly instructional materials	Effective teaching learning.	Teacher, instructor, Faculties, Account Section, campus chief and concerned authority	Academic period	Achievement of instructional Activities, Use of aids in teaching, quality in teaching learning.	Operational Calendar, Academic Calendar, Annual teaching plan.
4	Physical construction programs	Development of infrastructures.	Construction and Consumer committee, Grant providing agencies, UGC, CMC.	Continuous	Build a modern educational infrastructures according to Master Plan.	Master plan, Annual Budget, Strategic Plan.
5	Awareness programs on contemporary issues	Increment in the positive attitude towards education and strengthening campus community relation	ECA, SQC, FSU, First Aid Unit.	Before the beginning of academic session and while running programs.	Development of conscious society.	Social responsibility, Health protocols.

6	Conduction of extracurricular activities, Scholarship and Award.	Inclusive participation and encouragement in students.	ECA, Scholarship Committee, Scholarship providing agencies, CMC.	During Academic session.	Expansion of competitive attitude and accessibility in education	Percentage of progress and student responses, Result, Annual plan, Academic Calendar.
7	Excursion/ Educational tour/ Field visit	Widen students' knowledge and skills	Subject teachers, Faculties, Campus chief, CMC.	Ashwin/Kartik	Increment achievement of learning	Feedback, Report and discussion; Operational Calendar
8	Skill-oriented programme	To provide the behavioral and contemporary education	Campus chief, CMC and the coach/trainer .	Continuous	Knowledge, Skill and Ability broadening.	Percentage of Employment and Application in teaching learning.
9	Policy Reform and Overall Evaluation	To amend the policy and evaluate the overall activities.	IQAC, CMC, Campus Chief, Advisory Committee.	Every year	Internal Quality Assurance.	Academic audit, O&M survey, Tracer analysis.
10	Faculty Development Plan	To strengthen the teaching staff in their performance through training, workshop and higher studies.	CMC, Campus Chief, Head of Department, RMC.	Periodically	Skill enhancement, Professionalism, career development and commitment.	Faculty development plan, RMC plan, Employee Act, Performance appraisal.
11	Research	To engage in research and to establish research culture.	RMC, IQAC, Campus Chief, Faculties.	Continuous and Periodic.	Article writing and Journal publication.	RMC Plan, Journal Publication and article Publication.

15. Determinations of Financial Goals

S.N.	Programme	2079	2080	2081	2082	2083	Total
1	Physical construction and Improvement						
1.1	Academic cam Commercial Building	12,500,000.00	25,000,000.00	20,000,000.00	20,000,000.00	25,000,000.00	102,500,000.00
1.2	Construction of Stalls for rent	1,000,000.00	1,500,000.00			1,500,000.00	4,000,000.00
1.3	Exam hall at top floor of Block A			2,500,000.00	7,500,000.00		10,000,000.00
1.4	Attractive Energy Installation		250,000.00	250,000.00		250,000.00	750,000.00
1.5	Bus, Bikes and Cycles	50,000.00	500,000.00		4,500,000.00	5000000	10,050,000.00
1.6	Science and Laboratory blocks		1,000,000.00	1,500,000.00	2,000,000.00	2,500,000.00	7,000,000.00
1.7	Smart Class Rooms		500,000.00	500,000.00	1,000,000.00	500,000.00	2,500,000.00
1.8	Research Building Construction	1,000,000.00	2,000,000.00	2,000,000.00	4,000,000.00	2,500,000.00	11,500,000.00
1.9	Marbles and Tiles for Stairs and Corridor		1,000,000.00	1,000,000.00		1,500,000.00	3,500,000.00
1.10	Girls Hostel and Staff Quarter	2,000,000.00	3,000,000.00	20,000,000.00	30,000,000.00	15,000,000.00	70,000,000.00
1.11	Modern Playground Management	250,000.00	250,000.00	1,500,000.00	1,500,000.00	500,000.00	4,000,000.00
1.12	Compound Wall and Sewerage System Drainage	250,000.00	500,000.00	1,500,000.00	1,500,000.00	1,500,000.00	5,250,000.00
1.13	Maintenance and Gardening	150,000.00	100,000.00	250,000.00	250,000.00	250,000.00	1,000,000.00
1.14	Installation Borrowing Water tank and Fire Fighting	150,000.00	150,000.00	250,000.00	250,000.00	250,000.00	1,050,000.00

1.15	Audio Rooms and	50,000.00	250,000.00	250,000.00	200,000.00	200,000.00	950,000.00
1.16	Washrooms for Meeting Hall	250,000.00	250,000.00		150,000.00	200,000.00	850,000.00
1.17	Canteen and Shade Extension		250,000.00		250,000.00	250,000.00	750,000.00
	Total	17,650,000.00	36,500,000.00	51,500,000.00	73,100,000.00	56,900,000.00	235,650,000.00
2	Furniture Items						
2.1	Chairs	150,000.00	100,000.00		50,000.00	200,000.00	500,000.00
2.2	Tables	100,000.00	150,000.00	50,000.00	50,000.00	150,000.00	500,000.00
2.3	Desks-benches	150,000.00	200,000.00	150,000.00	200,000.00	250,000.00	950,000.00
2.4	Sofa sets		150,000.00	150,000.00		150,000.00	450,000.00
2.5	Almirahs		150,000.00		150,000.00	200,000.00	500,000.00
2.6	Whiteboards	50,000.00	150,000.00		150,000.00		350,000.00
2.7	Bookracks	25,000.00	25,000.00	50,000.00	50,000.00	50,000.00	200,000.00
	Total	475,000.00	925,000.00	400,000.00	650,000.00	1,000,000.00	3,450,000.00
3	Instruments and Tools						
3.1	Generator Maintenance	25,000.00	25,000.00	25,000.00	850,000.00	75,000.00	1,000,000.00
3.2	External Storage Device	20,000.00	10,000.00	10,000.00	25,000.00	25,000.00	90,000.00
3.3	Desktop Computers	200,000.00	1,000,000.00	1,000,000.00	1,000,000.00	750,000.00	3,950,000.00
3.4	Laptop Computer	200,000.00	300,000.00	500,000.00	500,000.00	200,000.00	1,700,000.00
3.5	Cisco Router	25,000.00		500,000.00	25,000.00	25,000.00	575,000.00
3.6	Projectors Purchase and Installation	250,000.00		350,000.00		450,000.00	1,050,000.00
3.7	Digital Logic Board	150,000.00			250,000.00	200,000.00	600,000.00
3.8	Intercom and Telephone	50,000.00	150,000.00		200,000.00		400,000.00
3.09	Printers and Photocopiers	100,000.00	50,000.00	200,000.00	50,000.00		400,000.00
3.10	Fax Machine	50,000.00			50,000.00		100,000.00
3.11	Whiteboards Replacement	50,000.00		100,000.00		100,000.00	250,000.00
3.12	Website and Software Purchase and Updating	100,000.00		1,000,000.00		1,000,000.00	2,100,000.00
3.13	Smart Boards	200,000.00		300,000.00		200,000.00	700,000.00

3.14	Wi-Fi Router Installation	50,000.00			50,000.00		100,000.00
3.15	EMIS and Cells Interlink	50,000.00		50,000.00		50,000.00	150,000.00
	Total	1,520,000.00	1,535,000.00	4,035,000.00	3,000,000.00	3,075,000.00	13,165,000.00
4	Text Books and Academic Facilities						
4.1	Text Books, Reference Books and Instructional Materials	50,000.00	500,000.00	500,000.00	750,000.00	1,000,000.00	3,500,000.00
4.2	Journals, Magazines and Newspapers Subscription	100,000.00	50,000.00	0,000.00	50,000.00	200,000.00	550,000.00
4.3	E-Library Membership and Renewal	25,000.00	50,000.00	100,000.00	150,000.00	150,000.00	475,000.00
	Total	875,000.00	600,000.00	750,000.00	950,000.00	1,350,000.00	4,525,000.00
5	Education Development and Research						
5.1	Teacher and Assistants Training	250,000.00	500,000.00	750,000.00	500,000.00	500,000.00	2,500,000.00
5.2	Recruitment of Human Resources	100,000.00		150,000.00		200,000.00	450,000.00
5.3	Further study programs	250,000.00	500,000.00	800,000.00	1,200,000.00	1,200,000.00	3,950,000.00
5.4	Orientation, Workshop and Seminars	250,000.00	500,000.00	500,000.00	500,000.00	500,000.00	2,250,000.00
5.5	Field Visit, Excursion and Guest Lecture	250,000.00	250,000.00	500,000.00	500,000.00	500,000.00	2,000,000.00
5.6	Remedial Classes and Crash Courses	50,000.00	100,000.00	150,000.00	150,000.00	200,000.00	650,000.00
5.7	Skill Development Programs	100,000.00	150,000.00	150,000.00	200,000.00	200,000.00	800,000.00
5.8	Internal Exams	200,000.00	250,000.00	300,000.00	350,000.00	400,000.00	1,500,000.00
5.9	Research and Publication	750,000.00	1,000,000.00	1,250,000.00	1,500,000.00	1,500,000.00	6,000,000.00
5.10	Annual Calendar	150,000.00	200,000.00	250,000.00	300,000.00	450,000.00	1,350,000.00

5.11	Academic Calendar	50,000.00	50,000.00	50,000.00	100,000.00	100,000.00	350,000.00
5.12	Analysis of Results, Annual report, Prospectus and Darpan	250,000.00	450,000.00	250,000.00	250,000.00	500,000.00	1,700,000.00
5.13	Advertisement	150,000.00	200,000.00	250,000.00	300,000.00	350,000.00	1,250,000.00
5.14	English language, Computer Trsining and Accounting Training	150,000.00	200,000.00	250,000.00	300,000.00	350,000.00	1,250,000.00
5.15	Self-Sustaining Courses/ Programs	200,000.00	250,000.00	300,000.00	350,000.00	400,000.00	1,500,000.00
	Total	3,150,000.00	4,600,000.00	5,900,000.00	6,500,000.00	7,350,000.00	27,500,000.00
6	Extra-Curricular and Extension Activities						
6.1	Extension Programs	150,000.00	150,000.00	200,000.00	200,000.00	250,000.00	950,000.00
6.2	Extra-Curricular Activities	350,000.00	450,000.00	500,000.00	600,000.00	650,000.00	2,550,000.00
6.3	Awareness Raising Programs	200,000.00	250,000.00	250,000.00	200,000.00	250,000.00	1,150,000.00
6.4	Games and Sports Materials	25,000.00	50,000.00	75,000.00	75,000.00	75,000.00	300,000.00
6.5	Medical Equipments and Medicines	25,000.00	50,000.00	50,000.00	50,000.00	50,000.00	225,000.00
6.6	Materials for Cultural Programme	25,000.00	25,000.00	50,000.00	25,000.00	25,000.00	150,000.00
6.7	Scholarship, Awards and Felicitation	500,000.00	500,000.00	500,000.00	750,000.00	750,000.00	3,000,000.00
6.8	Women Empowerment Programs	250,000.00	250,000.00	300,000.00	250,000.00	350,000.00	1,400,000.00
	Total	1,425,000.00	1,575,000.00	1,825,000.00	2,100,000.00	2,300,000.00	7,839,000.00
7	Further Programs						-

7.1	Revision of Strategic Plan	150,000.00				250,000.00	400,000.00
7.2	Human Resource Development Plan	200,000.00				300,000.00	500,000.00
7.3	Continuation of QAA Program	250,000.00	250,000.00	250,000.00	300,000.00	500,000.00	1,550,000.00
7.4	Extension of New Programs	250,000.00	250,000.00		250,000.00	500,000.00	1,250,000.00
7.5	Revision and Amendment of Major Document	150,000.00	100,000.00	250,000.00		350,000.00	850,000.00
	Total	1,000,000.00	600,000.00	500,000.00	550,000.00	1,900,000.00	4,550,000.00
8	Others Programs						-
8.1	Campus Assembly and Formation of Management Committee	100,000.00	250,000.00	100,000.00	100,000.00	400,000.00	950,000.00
8.2	Interaction Programs	100,000.00	100,000.00	150,000.00	150,000.00	250,000.00	750,000.00
8.3	CMC and Staff Tours	500,000.00	500,000.00	500,000.00	750,000.00	750,000.00	3,000,000.00
8.4	Academic Audit and Originations and Management Survey	100,000.00	100,000.00	150,000.00	150,000.00	150,000.00	650,000.00
8.5	Annual Auditing	50,000.00	75,000.00	75,000.00	100,000.00	100,000.00	400,000.00
8.6	Tracer Study	150,000.00	150,000.00	200,000.00	200,000.00	250,000.00	950,000.00
8.7	Miscellaneous	1,000,000.00	1,250,000.00	1,250,000.00	1,500,000.00	1,500,000.00	6,500,000.00
	Total	2,350,000.0	2,925,000.00	2,975,000.00	3,400,000.00	4,000,000.00	15,650,000.00

JANAJYOTI MULTIPLE CAMPUS
Lalbandi Sarlahi
Receipt & Payment F.Y. 2081/2082

जनज्योति बहुमुखी क्याम्पस
 लालबन्दी, सर्लाही

प्राप्ति तथा भुक्तानी विवरण

थावण १, २०८१ देखि थावण ३१, २०८२ सम्मको

प्राप्ती विवरण	रकम (रु)	रकम (रु)	भुक्तानी विवरण	रकम (रु)	रकम (रु)
गत आ.व को बैंक तथा साहद मौज्जात					
गत वर्षको बैंक मौज्जात			बैंक	६,५६७,२६५.४४	३४,२७८,२७८.७५
रा.वा. बैंक लि.(२६८४)	३,४९२,७३४.७०		वार्षिक तलब खर्च		२०,९८१,८४७.००
नेपाल इन्भेस्टमेन्ट सेवा बैंक	१३६,७४३.३८		शैक्षिक प्रमाण खर्च		२८५,९९६.००
साविना बैंक	२४२,९७४.८३		परिक्षा तथा रजिस्ट्रेशन खर्च		३,४२९,३६३.००
नेपाल बैंक लि., मकसवा	३८,२२२.००		शिक्षण अभ्यास तथा प्रयोगात्मक		९,७९,९०३.००
स्वोचल आड.एम.ई. बैंक	४५७,९६३.४३		आन्तरिक परिक्षा		९९,०४२.००
नेपाल बैंक लि., हरिवन	७२,३४६.००		परिक्षा केन्द्र खर्च		९,४२३,२३७.००
मुदती खाता	६४०,०००.००		सम्बन्धन तथा बी.वि. सेवा शुल्क		३६०,२००.००
रा.वा. बैंक लि.(१२४३)	२९,६४३.००		मसलन्द र फोटोकपी		२६४,६३६.००
एनएमबी बैंक लालबन्दी	१४९,३००.००		ID Card पेपर र कार्डेज, विद्यार्थी आई		२४६,८९०.००
असयकोष खाता (साविना बैंक)	२००,०००.००		शैक्षिक स्नालबन्ध र वार्षिक प्रतिवेदन छपाई		९९९,४०६.००
असयकोष खाता (स्वोचल आड.एम.ई. बैंक)	१,०७०,४००.००		टेलिफोन, विद्युत र इन्टरनेट		४४४,९८१.००
गत वर्षको नगद मौज्जात	३४,६९८.००		अतिरिक्त क्याम्पस		९२४,३९८.००
गत आ.व को बाब्यानी			छात्रवृत्ति		३९९,९८०.००
विद्यार्थी शुल्क बाब्यानी			अतिथि सत्कार		९४४,४२४.७५
विद्यार्थी भर्ना तथा मासिक शुल्क	२६,२४२,४४०.००	३९,७७९,९००.००	सेवाभारिका शुल्क		४०,०००.००
परिक्षा र रजिस्ट्रेशन शुल्क	४,६६४,६००.००		दुधन		९,४३६,७४४.००
चारैत्रीक प्रमाणपत्र	२९९,०००.००		मर्मत सभार		१२६,९९३.००
विविध शुल्क आम्दानी	४६४,९८४.००		पत्रपत्रिका तथा सूचना प्रचारसार		८४,९८४.००
अभिभावक सदस्यता शुल्क	९६,०४४.००		बस सवारी		४७२,४९९.००
बन्धु बाब्यानी			बस विमा र नवीकरण		९४४,०९८.९३
विश्वविद्यालय अनुदान आयोग	२,६८४,०००.००	७,२४८,९४३.४६	अवलोकन अभ्यास खर्च		२६,७९२.००
गोर्जा सचलन	१४०,०००		UGC/QAA तयारी		४००,३९०.००
नियमित तर्फ	२,४३४,०००		चालक र सहायक खर्च		४९,६००.००
लालबन्दी नगरपालिका (वडा नं १ र १७)			पोशाक खर्च		९८०,०००.००
बैंक खाता			प्राथमिक सभा तथा वार्षिकोत्सव खर्च, जाडबन्ध खर्च		९९४,६६७.००
राष्ट्रिय परिक्षा बोर्डबाट प्राप्त			EMIS खर्च		९६,७४४.००
+२ तर्फबाट अनुदान			विविध		३८,९६७.८७
श्री वि. दिन कार्यालयबाट प्राप्त			अनुसन्धान तालिम तथा गोप्य निरीक्षण		७०९,४९६.००
			कार्यालय गोर्जा		९७३,४९४.००



जनव्यति बहुमुखी क्याम्पस

लालबन्दी, सर्लाही

प्राप्ति तथा भुक्तानी विवरण

आवण १,२०८१ देखि आवाह ३१,२०८२ सम्मको

प्राप्ती विवरण	रकम (रु)	रकम (रु)	भुक्तानी विवरण	रकम (रु)	रकम (रु)
अन्य शुल्क आम्दानी	१४४,९३७.००		स्वीयम निर्वाचन		२९४,३९१.००
यस आ.ब को भुक्तानी गर्ने बाकि		५,३३१,७८२.०५	व्याला तथा सरसफाई		४३,५९४.००
भुक्तानी गर्ने बाकि कर	१८६,४९४.००		विस्तारित कार्यक्रम		९८,२४०.००
भुक्तानी गर्ने बाकि अन्य दायित्व	७९४,७९९.०५		यस आ.ब मा भएको सम्पति खरिद		
पुस्तकालय धुरौटी	४,३९९,६२६.००		भौतिक पूर्वाधार विकास		७०३,७२३.००
स्वीयम आम्दानी	३०,९३०.००		पुस्तक खरिद		३०३,०९२.००
यस आ.ब को उखु पर्ने बाकि		३५३,६३९.९७	अफिस टेबुल		३०,०००.००
श्री पुण्य बहादुर राउत (तलब तथा परिक्षा)	१२५,०००.००		Exid Inverter/UPS		१३,५००.००
श्री अमृत बहादुर मगर (तलब तथा परिक्षा)	१९९,०००.००		फलामको रयाक तथा पुस्तकालय र निशक लकर		३६०,०००.००
श्री तुल बहादुर खपाङ्गी (तलब)	१५,०००.००		पेखा (सिलिङ तथा भित्ति)		३६,९००.००
अग्रिम आयकर (बैंक ब्याज आम्दानीमा)	२२,६३९.९७		फलामको स्ट्यान्ड		७६,२७०.००
			हुडल कुर्ती		५,४००.००
			सोफा सेट		५४,०००.००
			सो बेड, बक्स पलङ्ग, सिरक		८,०००.००
			टेबलफोन सेट		२,०००.००
			ग्यास बुल्लो, सिलिन्डर र अन्य		७,५५०.००
			Printer/Photocopy		७८,०४४.००
			फर्निचर सामग्री तथा अन्य		५९,८७७.००
			Sound System Set, Mike		५,३६०.००
			फिङ्ग		२५,०००.००
			LED TV		२८२,४००.००
			Finger Print Based Time Att Device		३३,०००.००
			स्मार्ट बोर्ड (अनुदान-३)		२३८,६४६.००
			CCTV Camera		५,२५४.००
			Dustbin Plastic		६,७४०.००
			घडि		९,०४०.००
			खुपे, केशिया, कुटो, खुपा, कौच		९,०००.००
			मोबाइल		९६,०००.००
			यस आ.ब को उखु पर्ने बाकि		१३३,०४२.५२
			श्री पुण्य बहादुर राउत (तलब तथा परिक्षा)		९२५,०००.००
			अग्रिम आयकर (बैंक ब्याज आम्दानीमा)		८,०४२.५२



जनन्योति बहुमुखी क्याम्पस
सालवन्दी, सर्लाही
प्राप्ति तथा भुक्तानी विवरण

आवक १,२०८१ देखि आवक ३१,१०८२ सम्मको

प्राप्ति विवरण	रकम (रु)	रकम (रु)	भुक्तानी विवरण	रकम (रु)	रकम (रु)
			गत आ.व को भुक्तानी गर्न बाँकी		५,१९६,७५१.९१
			भुक्तानी गर्न बाँकी कर	२६,४१८२.००	
			भुक्तानी गर्न बाँकी अन्य दायाल	८४५,६९३.९१	
			पुस्ताकतय व्रौटी	४,०१९,१२६.००	
			स्वीयु आदातो	६७,७५०.००	
			गत आ.व को बैंक तथा गराव मौज्जात		९,३९४,६१४.७४
			गत वर्षको बैंक मौज्जात		
			रा.बा. बैंक लि (२८८५)	२,४६९,२८९.७०	
			नेपाल इन्ष्टीटुट मेधा बैंक	७४८,३३१.६२	
			सानिमा बैंक	२४१,७७७.८९	
			नेपाल बैंक लि., मलंगवा	३८,२२२.००	
			स्वतन्त्र आ.एम्.ई. बैंक	३७९,६०९.३४	
			नेपाल बैंक लि., हरिवन	७२,३४६.००	
			मुद्रीणी बाना	६५०,०००.००	
			रा.बा. बैंक लि (१२४३)	२९,६४३.००	
			एनएमबि बैंक,सालवन्दी	३,४७४,६२५.१८	
			अक्षयकोष खाता (सानिमा बैंक)	२००,०००.००	
			अक्षयकोष खाता (स्वतन्त्र आ.एम्.ई. बैंक बैंक)	१,०७०,४००.००	
			गत वर्षको गराव मौज्जात	२७०.००	
बम्मा रकम (रु)	५१,२८०,०००.९२		बम्मा रकम (रु)		५१,२८०,०००.९२

AMIT & ASSOCIATES
Chartered Accountants
Rajshahi-100
* Lalbazar, Siraha *

सेवापरिक
सहायक प्रमुख

सि. ए. अनित पौडेल

अध्यक्ष
स्वा. व्यवस्थापन समिति



संयोजक
सेवा समिति

सेवा प्रमुख

JANAJYOTI MULTIPLE CAMPUS
Lalbandi Sarlahi
Balance Sheet F.Y. 2081/2082






जनज्योति बहुमुखी क्याम्पस
लालबन्दी, सर्लाही
वासलात
आषाढ ३२, २०८२ को

विवरण	अनुसूचि	यस आ.व.को (रु)	गत आ.व.को (रु)
कोष तथा दायित्व			
पूँजीगत कोष	१	२७,४३३,६०२.६३	२७,०२५,००८.७७
अक्षयकोष	२	१,२७०,५००.००	१,२७०,५००.००
अन्य विविध कोष	३	१,५१५,१९३.६३	१,५१५,१९३.६३
अनुदान हिसाब	४	३०,७००,१०४.५५	३०,७००,१०४.५५
चालु दायित्व	५	५,३३१,७८२.०५	५,१९६,७५१.९१
जम्मा		६६,२५१,१८२.८६	६५,७०७,५५८.८६
सम्पति तथा जायजेथा			
स्थिर सम्पति	६	५६,७२३,५१५.६०	५८,७८६,६५३.४५
नगद तथा बैंक मौज्दात	७	९,३९४,६१४.७४	६,५६७,२६५.४४
चालु सम्पति	८	१३३,०५२.५२	३५३,६३९.९७
जम्मा		६६,२५१,१८२.८६	६५,७०७,५५८.८६

प्रमुख लेखानीति तथा टिप्पणी

१३

आजको मितिमा संलग्न प्रतिवेदन अनुसार

 **लेखा प्रमुख**
 **सुप्रोजक**
 **अध्यक्ष**
 **क्याम्पस प्रमुख**
 **लेखापरिक्षक**

लेखा समिति
क्या. व्यवस्थापन समिति
सि.ए. अमित पौडेल



16. Name list of Campus Management Committee (CMC)

JANAJYOTI MULTIPLE CAMPUS Lalbandi, Sarlahi

1. Dipak Adhikari	(Chairperson
2. Kamal Prasad Poudel	Vice-Chairperson
3. Saroj Babu Neupane	Member
4. Pabitra Ghimire	Member
5. Yograj Devkota	Member
6. Ramnarayan Chaudhary	Member
7. Keshab Prasad Dhungana	Member
8. Krishna Gautam	Member
9. Panchalal Syngbo	Member
10. Ramshankar Paswan	Member
11. Ganga Prasad Chaulagain	Member
12. Narayan Adhikari	Member
13. Mahesh Kumar Mahato (Udayog Banijay Sangh)	Member
14. Manoj Kumar Chaudhary (TU Representative)	Member
15. Samir Singh (JJMC FSU President)	Member
16. Janajyoti Mavi Representative	Member
17. Bhuwan Kafle (Staff Union President)	Member
18. SQC Representative	Member
19. Birendra Chaudhary	Member -Secretary

17. Name list of Campus Staff

Teaching Staff

S.N	Name	Qualification	Post	Teaching Faculty
1	BIRENDRA CHAUDHARY	MBS, BEd.	Campus Chief	MANAGEMENT
2	SHIVA HARI NEPAL	MEd. ICTE	Assistant Campus Chief	ICT
3	NARAD BAHADUR DHAMI	MBS	Assistant Campus Chief	MANAGEMENT
4	RAMESH BHATTARAI	MPhil.	RMC Head, Asst. Professor	EDUCATION
5	BAIKUNTHA PRASAD PAUDEL	MA, BEd.	Associate Professor	EDUCATION, ICT
6	UMESH TIMALSINA	MA, BEd.	Associate Professor	EDUCATION
7	DHARMENDRA ADHIKARI	MA, M.Sc, BEd.	Asst. Professor	MANAGEMENT, ICT
8	BHUBAN KAPHLE	MEd.	Asst. Professor	EDUCATION / ICT
9	BABURAM DAHAL	MA, BEd.	Asst. Professor	MANAGEMENT, ICT
10	BASANTA PAUDEL	MBS, BEd.	Asst. Professor	MANAGEMENT
11	NAWALKISHOR SAH	MCA	Asst. Professor	ICT
12	HARINARYAN SAH	MEd. ICTE	Asst. Professor	ICT
13	SAGAR PARAJULI	MPhil	Asst. Professor	EDUCATION
14	DEVRAJ PAUDEL	MBA, MEd	Asst. Professor	MANAGEMENT
15	ANJU DHAKAL	MA, MEd.	Asst. Professor	EDUCATION
16	SUNIL KUMAR CHAUDHARY	MA	Asst. Professor	EDUCATION
17	DHARMARAJ GHIMIRE	MEd.	Asst. Professor	EDUCATION
18	THAKUR PRASAD GHIMIRE	MEd.	Asst. Professor	EDUCATION
19	SHANKAR BHATTRAI	MEd.	Asst. Professor	ICT
20	RAJESH NEUPANE	MBA	Asst. Professor	MANAGEMENT
21	NAVRAJ NEUPANE	MEd.	Asst. Professor	EDUCATION
22	DHANANJAY PAUDEL	MBS, MA, LLB	Asst. Professor	MANAGEMENT
23	YASODA KHATIWADA	MEd.	Asst. Professor	EDUCATION

Non- Teaching Staff

1	SUSHANT GHIMIRE	MA, BBS	Account Officer (Account)	ACCOUNT SECTION
2	PUNYA BAHADUR RAUT	(+2) MGT	Senior Assistant (Library)	LIBRARY SECTION
3	GANESH BAHADUR KARKI	MBS, BEd.	Senior Assistant (Administration)	ADMIN. SECTION
4	AMRIT BAHADUR MAGAR	BEd., (+2) MGT	Account Assistant (Account)	ACCOUNT SECTION
5	KRISHNA KUMAR KARKI	MA, BICTE	IT Assistant	TECHNICAL SECTION
6	SAURAV ACHARYA	(+2) MGT	Assistant (Library)	LIBRARY SECTION
7	HARI PRASAD CHAULAGAI	Literate	Office Assistant	ADMIN. SECTION
8	TUL BAHADUR KHAPANGI	Literate	Office Assistant	ADMIN. SECTION
9	RADHIKA BASTOLA	SLC	Office Assistant	ADMIN. SECTION
10	MENUKA ACHARYA	Literate	Office Assistant	ADMIN. SECTION
11	SANTOSH KAFLE	SLC	Security	SECURITY SECTION
12	BUDDHA BAHADUR MALLA	Literate	Driver	DRIVING SECTION
13	SUNDAR KUMAR MALLA	Literate	Driver	DRIVING SECTION
14	TAPESHWAR MALI	Literate	Sweeper	CLEANING SECTION

18. Name list of Free Student Union

S.N.	NAME	POST
1	Samir Singh	President
2	Arsat Mansur	Vice President
3	Roshna Pokharel(Rojina)	Secretary
4	Niki Kumari	Treasurer
5	Prakriti Kumari	Member
6	Shanti Kumari Mandal	Member
7	Rahul Kumar Gupta	Member
8	Asrna Begam	Member
9	Sunil Kumar Sah	Member
10	Suman Ghimire	Member
11	Nabin Kumar Mahato	Member
12	Rupesh Kumar Sah	Member
13	Aaditya Mahato	Member
14	Sunita Kumari Chaudhary	Member
15	Prakashbandhu Chaulagai	Member
16	Mahomad Awej Shek	Member
17	Shahil Lama	Member
18	Bimal Neupane	Member
19	Kanchan Kumari	Member